

How Set up First Giving Fundraising Page

To set up your fundraiser page go to <https://www.firstgiving.com/21354/cbc8>



Then click on fundraiser

A screenshot of the "Your FirstGiving account" creation form. The form is titled "Your FirstGiving account" and includes the following sections: "Email address" with a text box containing "name@example.com"; "Name" with "First" and "Last" text boxes; "Billing address" with "Address line 1", "City", "State" (dropdown), "ZIP code", and "United States" (dropdown) text boxes; "Choose a password" with a "Password" text box; "Retype your password" with a "Retype password" text box; and a checkbox for "By continuing, you agree to FirstGiving's terms and conditions". On the right side, there are two buttons: "Sign in with email" (with the FG logo) and "Sign in via Facebook" (with the Facebook logo). At the bottom right, there is a "Next" button with a progress indicator. Below the form, there are three links: "Join a team", "Create a personal fundraising page", and "Confirmation". A yellow arrow points to the "First" text box in the "Name" section.

Create an account if you don't already have one

How Set up First Giving Fundraising Page

(Logged in as Michael Siciliano. [Not Michael Siciliano?](#))

Your FirstGiving account

Join a team

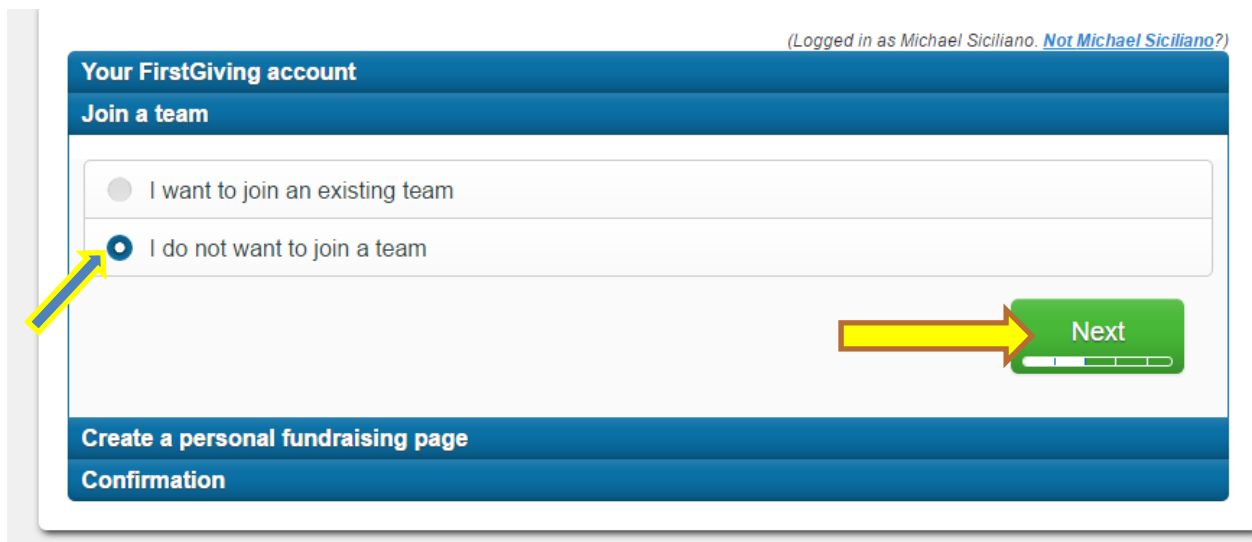
I want to join an existing team

I do not want to join a team

Next

Create a personal fundraising page

Confirmation



Then click on “I don’t want to join a team”, then click on “next”

Your FirstGiving account


Join a team [edit](#)

Create a personal fundraising page

Page title*

Name

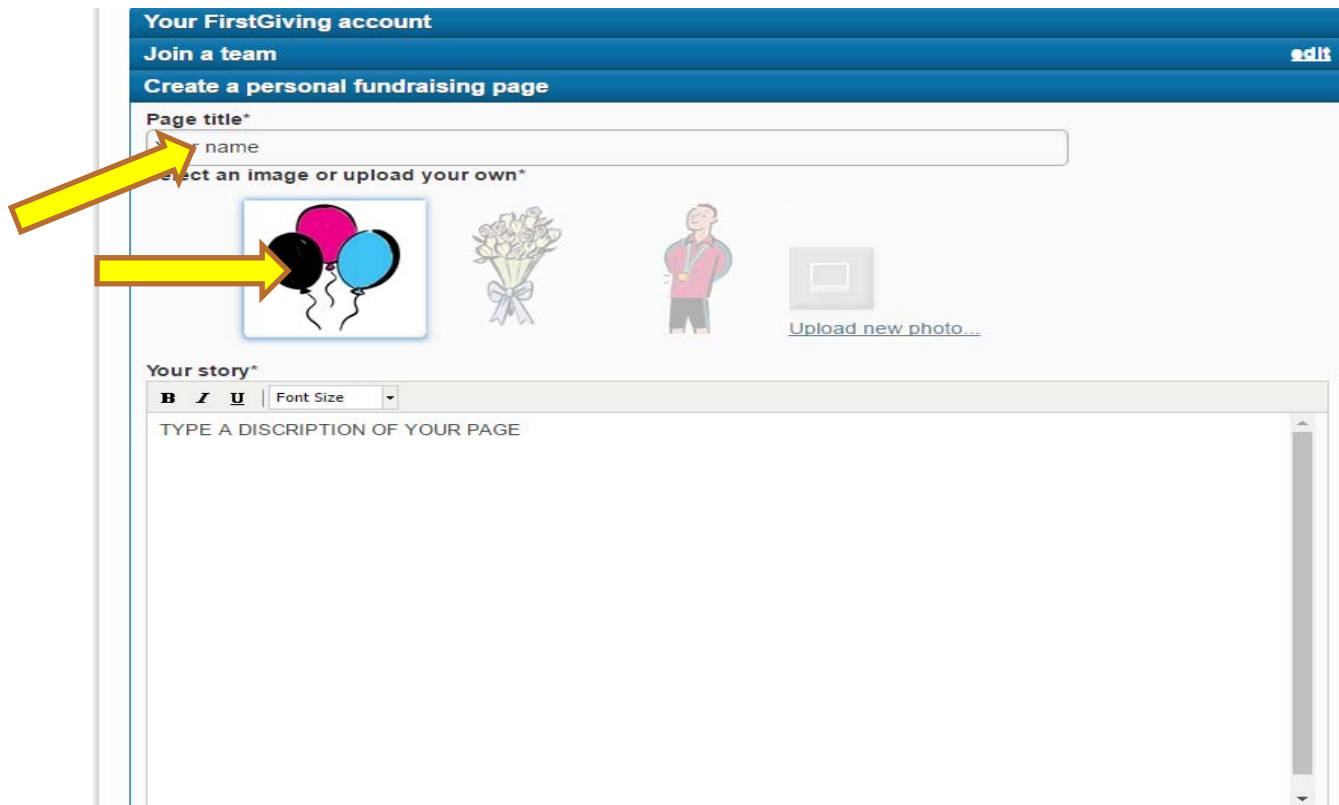
Select an image or upload your own*



Your story*

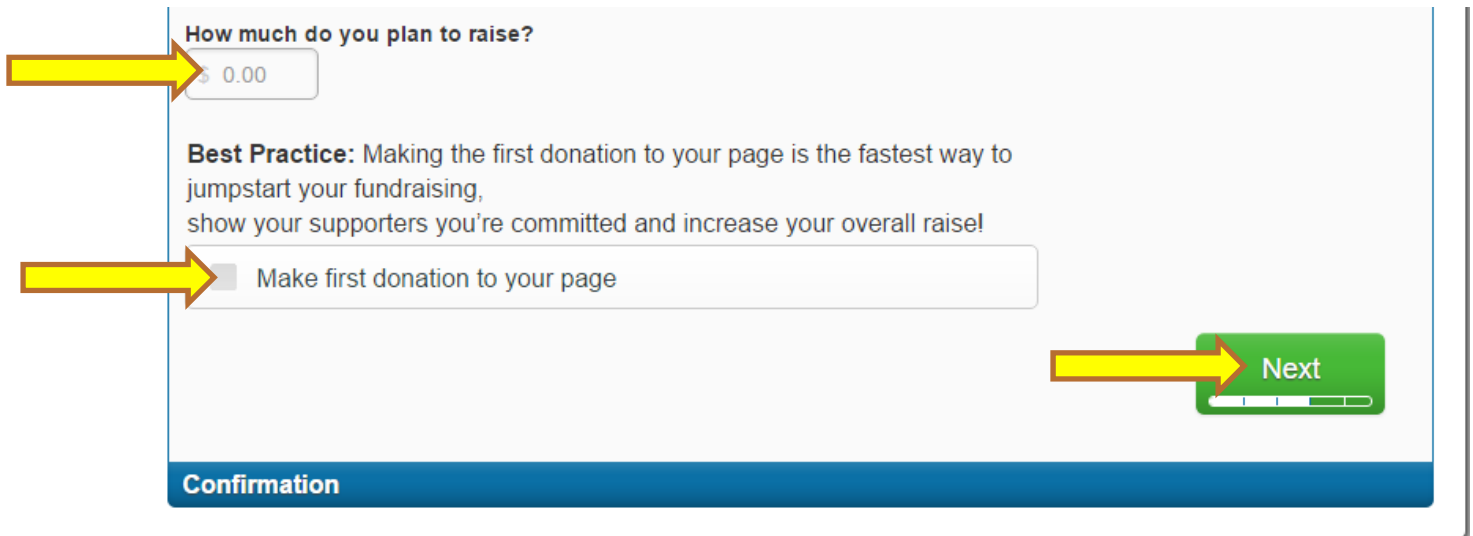
B I U | Font Size

TYPE A DISCRPTION OF YOUR PAGE



Next choose a page title (by default it is your Name), then choose an image or you can browse your PC to choose your own image. Then create your text description for your fundraising page.

How Set up First Giving Fundraising Page



How much do you plan to raise?

0.00

Best Practice: Making the first donation to your page is the fastest way to jumpstart your fundraising, show your supporters you're committed and increase your overall raise!

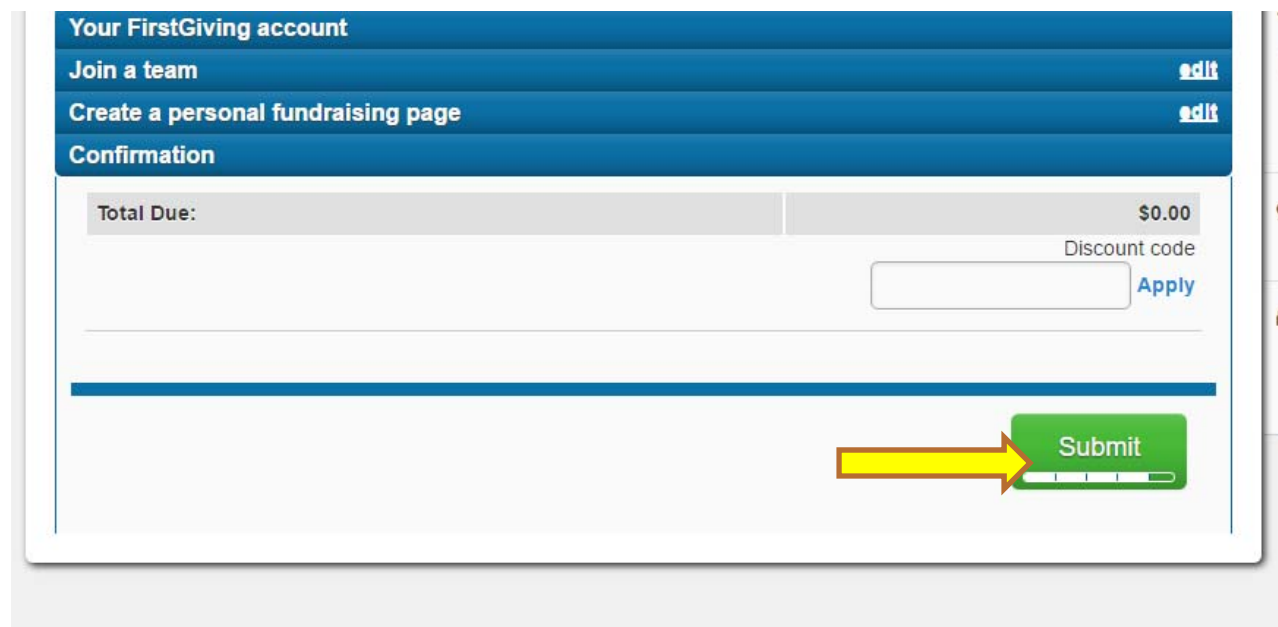
Make first donation to your page

Next

Confirmation

Next choose an amount that you want to raise (i.e. \$500.00)

If you chose to make the first donation check the box "make first donation to your page" then click next.



Your FirstGiving account

Join a team [edit](#)

Create a personal fundraising page [edit](#)

Confirmation

Total Due: \$0.00

Discount code [Apply](#)

Submit

Now your first giving page is almost done now you can click submit.